



# Welcome to St Stephen Churchtown Academy

## Reception 2020

Creakavose  
St Stephen  
St Austell  
PL26 7NZ

Tel: 01726 822568

Email: [hello@ststephenchurchtown.org.uk](mailto:hello@ststephenchurchtown.org.uk)

Website: [www.ststephenchurchtown.org.uk](http://www.ststephenchurchtown.org.uk)

# Contents

Welcome message from the Head of School

Meet the staff

About our school

Introduction to EYFS (Early Years Foundation Stage)

Preparing your child for school

Starting school

Our school day

School Uniform

What I need to bring to school checklist

Contacts

FAQ

## **Head of School Welcome**

Welcome to our thriving school where we aim to provide every child with a rich and diverse education. St Stephen Churchtown Academy and Nursery is a popular learning community that serves the locality of St Stephen in Brannel and also draws pupils from the wider geographical area of 'the Clays' and St Austell.

We want every child that attends St Stephen to fulfil their true potential - emotionally, socially and academically. We will nurture individuality and develop independence.

We are continually striving for improvement and offer a wide variety of opportunities: educational, personal and social. We want our school to be an exciting place to learn! At St Stephen, we have committed, hard-working and loyal staff who ensure that the children who attend our school have the best experiences possible.

Our inclusion within the Aspire Multi Academy Trust is helping to ensure the very best support available to achieve our goals.

Parent/carer support is always greatly appreciated with such an important part of your child's life. We believe that, by working in close partnership with families and the community, we give children the very best chance of success.

If you would like to find out more about our school, please make an appointment with the office.

I look forward to welcoming you.

Kind regards,

Miss L James

## Staff

### **Head of School**

Lisa James



### **Parent Support Advisor**

Sarah Chown



### **SENDCo**

Jo Ellis

Rachel Geach



### **Reception teachers**

Claire Ridpath

Laura Long-worth Riggs



### **Reception / Year 1 teacher**

Cheryl Frost




### **Teaching Assistants**

Tracey Andrews

Sue Menhinnitt

Jasmine Coad

Katrina Rogers



Emma Richards

Alison Bayley

## **About our School**

At St Stephen Churchtown Academy we aim to give children the best possible start to life in a secure foundation that their learning can be built upon. Children are eager to learn and we aim to promote their learning in our warm, caring and safe environment.

We recognise the importance of a strong partnership between parents, carers and staff at school. This is an essential ingredient to the child's success, and we encourage parents to contribute to their child's development.

### **Our Vision**

Here at St Stephen we believe every pupil matters; every moment counts. Our school to be an exciting place to learn. We will nurture individuality and encourage independence.

Children will be equipped with the skills that they need to reach our full potential – emotionally, socially and academically.

Our mission is to work in close partnership with the children, their families and the wider community to develop:

- Curiosity
- Courage
- Creativity

Our school values are to be kind, respectful, resilient, responsible, positive, thoughtful, hardworking and to sparkle!

We have 3 school rules at our school which we encourage all children to follow:

- Be respectful
- Be kind
- Be the best you can be!

## Introduction to EYFS

The Early Years Foundation Stage gives children the broad range of knowledge and skills that provide the right foundation for good future progress through school and life.

The Early Years Foundation Stage curriculum is organised into 7 areas of learning. All areas of learning and development are important and inter-connected.

There are 3 prime areas:

- Communication and Language
- Physical Development
- Personal, Social and Emotional Development

There are four specific areas:

- Literacy
- Mathematics
- Understanding the world
- Expressive arts and design

**The prime areas:-**

- **Communication and language** development within a rich language environment. Where they develop their confidence and skills in expressing themselves; and to speak and listen in a range of situations.



- **Physical development** where children are active and interactive, developing co-ordination, control and movement. We help children to understand the importance of physical activities and to make healthy



choices in relation to food.



- **Personal, social and emotional development** involves helping children to develop a positive sense of themselves, others and to form positive relationships and develop respect for each other.

Develop social skills and learn how to manage their feelings. To understand appropriate behaviour in groups and have confidence in their own abilities.



### The specific areas:-

- **Literacy** development involves encouraging children to link sounds and letters and to begin to read and write. Children will access to a wide range of reading materials (books, poems, and other written materials) to ignite their interest.



- **Mathematics** involves providing children with opportunities to develop and improve their skills in counting, understanding and using numbers, calculating simple addition and subtraction problems and to describe shapes, spaces and measures.



- **Understanding the world** involves guiding children to make sense of their physical world and their community through opportunities to explore, observe and find out about people, places and technology and the environment.



- **Expressive arts and design** involves the children exploring and playing with a wide range of media and materials as well as providing opportunities and encouragement for sharing their thoughts, ideas and feelings through a variety of activities in art music, movement, dance, role play and design and technology.







Each area of learning and development is delivered through planned, purposeful play and through a mix of child initiated and adult-led activity. Play is essential for children's development, building their confidence as they learn to explore, to think about problems and relate to others.

Children learn by leading their own play and by taking part in play which is guided by adults. There is a balance between activities led by children and activities led or guided by adults. Activities are a response to the child's emerging needs and interests and we guide their development through warm, positive interaction.

### **Preparing your child for school**

Following this Welcome Booklet, we will be sending home a 'Getting to know your new Teacher' video and a home learning pack.

The home learning pack will have lots of fun opportunities to help your child read and write numbers, letters and their name. Children are learning every day and any opportunity to learn through playing games, reading stories and singing songs will help your child on their journey.



Reading is one of the most valuable activities you can do with your child. Research has shown that children's reading improves when they listen to stories and are regularly listened to read.

When your child starts school, they will need to be able to use the toilet independently and wash their hands. You can help them by ensuring that they can fasten and unfasten the clothes that they are wearing.

## **Starting School**

We are really looking forward to seeing you all in September and here are a few things to help you get ready.

### **Tapestry:**

Throughout the Reception year, you will have access to an online Learning Journey called Tapestry. Tapestry records what they can do in relation to each of the seven areas of learning (listed above). We will continue to assess your child, through everyday class activities. Their progress will be assessed against the Foundation Stage Profile.

Your child's Learning Journey will be available for you access online and we encourage you to contribute to these by commenting on things your child does at home and adding your own observations. This gives us a complete picture of what your child can do.

We will also be inviting parents to come into their child's class every half term to look at the learning journey with their child.

Please use this link to download and register Tapestry:

<https://forms.microsoft.com/FormsPro/Pages/ResponsePage.aspx?id=rVOWGVbBBUq60whMGjC2GNQzh8GyMTBDIM8-H3wZjiVUNlIXOU5LMjJZWFBKVzEyWVRGTUILWkgxOC4u>

### **All About Me Box**

Our first topic in September is 'All About Me' where we learn all about each other and our favourite things.

Please provide a decorated shoe box containing photographs, favourite toy, special pictures and objects that are important to your child. We will then show these to the class during a 'Show and Tell' time and create a class display all about us! These will then be returned to you during the end of the first half term.



## Phonics and Reading

We would love to hear all about your child's favourite stories. If your child can listen to and join in with stories at home this will help prepare them for school.

We have a Reading Challenge where we encourage sharing a book with your child every day. This is a 'Karate Reading Challenge,' your child will receive a booklet for you to complete and return to school to achieve a prize!

During school, the children will have a phonic based session taught for 20 minutes daily. Phonic sounds will be sent home for you to practice with your child every night.

When your child is confident with their first set of phonics, we will send home a set of key words to learn. Most of the words are phonetical and your child can use their phonic sounds to help them sound it out. However, as we know not all words are phonetical these are called common exception words and they are printed in red, so they are easily recognisable.

Your child needs to bring their book bag to school every day with their phonic book, words and reading book inside.

We encourage all children to be heard read daily by an adult. Children will begin Reception with a picture book to take home, this is to enable the children to discuss what is happening in the story. When your child has learnt some sounds and can read some words, they will then be given a reading book to take home.

Your child will have a reading record book which is a whole school link and a way of communicating with your child's class teacher about how your child has

managed their phonics, words and book.

Is there a particular word they are stuck on? Did they enjoy the story?

### **The School Day**

8:50am- School starts and register

10.10 – 10.30 Morning Break – fruit snack provided

12:00 - 1.00 Lunchtime

2.10 Afternoon Break

3:15pm- School day finishes

### **School Uniform**

It is very much appreciated when all school clothing is clearly labelled including shoes - all school sweatshirts and shoes look alike!

The wearing of jewellery, other than stud earrings is not permitted.

#### **Boys:**

White polo shirt

Blue school jumper

Black/Grey trousers or shorts

Black/Grey/White socks

Black shoes



**Girls:**

White polo shirt

Blue school jumper / cardigan

Grey/Black skirt, pinafore or trousers

Blue checked summer dress (summer term only)

Black/Grey/White socks or tights

Black shoes

**PE clothes:**

Blue t-shirt with school logo

Black shorts

P.E trainers



This will need to be in a named school P.E bag or small rucksack which stays at school and is sent home half termly for washing.

If you wish to have a school jumper, cardigan, P.E top or P.E bag with the school logo it can only be ordered from Cornwall Screenprint and Embroidery at

<http://www.cornwallscreenprint.co.uk/>

Please find the order form attached. You can either place your order through phone, email or arrive at the premises with the order form.

**Please place all orders by late June/early July to ensure orders are received in time.**





To enable children to become more independent with going to the toilet, we ask parents to dress their child in trousers that do not need belts. Elasticated waists are preferable and are easier to pull up and down. In the Early Years we have a no laces or open toe shoe policy and request that your child wears velcro straps again for independence.

**Change of Clothes:** Please provide a spare set of clothing for your child, including a pair of school trousers/leggings, a white t-shirt and two sets of pants and socks. These can be put inside a plastic carrier bag inside your PE bag.

**Waterproofs and Wellington boots:** Please provide a pair of wellington boots and waterproof trousers (that stay at school) for your child so they can access the curriculum in the outside area. Please write your child's name clearly on these.

### What I need to bring to school

Ruck sack with spare clothes



PE kit



All about Me Box



Water bottle



Wellington boots and Waterproofs (Separate coat and trousers if possible)

**Remember to label all clothes including wellington boots, waterproofs, bags and shoes.**

## **Contacts**

### **School address**

Creakavose  
St Stephen  
St Austell  
PL26 7NZ

### **School phone number**

01726 822568

### **School website**

[www.ststephenchurchtown.org.uk/](http://www.ststephenchurchtown.org.uk/)

### **School email**

[hello@ststephenchurchtown.org.uk](mailto:hello@ststephenchurchtown.org.uk)

### **School Facebook**

[www.facebook.com/ststephenchurchtownacademy](http://www.facebook.com/ststephenchurchtownacademy)

### **School Twitter**

[twitter.com/ststephenchtwn](https://twitter.com/ststephenchtwn)

**Please follow us on social media to keep up to date with posts and messages.**

**We will keep in regular contact with letters in book bags and notices on our class windows.**

## **FAQ**

### **Is my child entitled to free school meals?**

Yes. All Reception children are entitled to a free school meal and the menu will be accessible in the Autumn Term. Each day there is a choice of hot meals or jacket potatoes. However, if you would prefer to provide your own packed lunch please ensure that it is in a clearly labelled lunchbox. Please ensure that packed lunches are healthy and balanced.

### **Does my child need to bring a water bottle?**

Yes, clearly labeled with your child's name.

Children learn best when they are hydrated! Please fill your water bottle with cool water each morning and we will replenish as needed throughout the day.

### **Does my child receive snack?**

Yes. In reception we give a morning snack, where the children have access to a piece of fruit or a choice of other healthy prepared snacks.

Food allergies or specific dietary requirements that your child may have need to be on their medical form.

### **Can my child bring a toy to school?**

Please discourage your child from bringing toys to school. They can cause disputes and children can become distressed if they are damaged or lost. Personal toys also hinder children from accessing the activities provided at school.

### **What about security?**

Children are not allowed to leave the classroom until the appropriate adult is present. Please inform the class teacher or telephone if there are any last-minute changes to normal arrangements.

Please tell the class teacher or phone the school office if your child is to be collected by a different adult.

For security reasons, if a different person is collecting your child and you have not informed the office or the class teacher, we will phone you to check if this is okay before letting your child go. We also operate a password system in the Early

Years, and you should only give this password to the people you have agreed can pick up your child.

### **What about first aid and medicines?**

#### **First Aid in School**

All staff members are qualified first aiders and all playtimes are supervised. However, accidents can and do occur. We have strict procedures and staff are trained to deal with minor injuries. In serious cases parents or emergency contacts will immediately be contacted so children can be taken to their doctor or hospital. All accidents are recorded and in the case of bumped heads a note is sent home.

If your child is taken ill and needs to be at home, or the injury needs further medical advice, you, or someone designated by you, would be telephoned immediately. **Please ensure that your contact numbers are always up to date.**

Please keep children at home if they have been ill during the night. Some children seem fine in the morning, but are often too tired to cope with school by the afternoon - and some become ill again which can be very distressing for them and the other children. Children who have had an upset stomach (vomiting and/or diarrhea) need to be absent for 48 hours after their last incident.

Medicines cannot be administered by staff unless they have been prescribed for your child by a doctor, dentist or nurse (medicines containing aspirin/paracetamol should only be given if prescribed by a doctor).

You will need to complete a school form prior to this.

Children on special medication such as inhalers will have special arrangements made for them. Again, a medical form will need to be filled in.

#### **Sun Protection**

On appropriate days please send your child to school with a named sun hat and wearing a factor 50 sun cream.

#### **Head Lice**

Head lice is inevitable and nothing to be embarrassed about. Wet combing your child's conditioned hair with a nit comb will help you spot them. There are a

number of effective preventions and treatments available from chemists or online. Please come and see us if you have any concerns.

We hope you have found this information useful and we look forward to seeing you soon.



**ST STEPHEN** *school uniform* **order form**

**2020** **Cornwall**  
SCREENPRINT & EMBROIDERY

Name ..... Mobile No .....

Email ..... Date: .....

<b>Knitted Cardigan</b>	24" <input type="checkbox"/>	26" <input type="checkbox"/>	28" <input type="checkbox"/>	30" <input type="checkbox"/>	*32" <input type="checkbox"/>	*34" <input type="checkbox"/>	£15.65 / £17.45*
<b>Knitted Jumper</b>	24" <input type="checkbox"/>	26" <input type="checkbox"/>	28" <input type="checkbox"/>	30" <input type="checkbox"/>	*32" <input type="checkbox"/>	*34" <input type="checkbox"/>	£14.95 / £16.60*
<b>Sweatshirt</b>	Age 3/4 <input type="checkbox"/>	Age 5/6 <input type="checkbox"/>	Age 7/8 <input type="checkbox"/>	Age 9/11 <input type="checkbox"/>	Age 12/13 <input type="checkbox"/>		£9.90
<b>Royal printed PE t-shirt</b>	Age 3/4 <input type="checkbox"/>	Age 5/6 <input type="checkbox"/>	Age 7/8 <input type="checkbox"/>	Age 9/11 <input type="checkbox"/>	Age 12/13 <input type="checkbox"/>		£6.20
<b>Royal PE shorts</b>	22" <input type="checkbox"/>	24-26" <input type="checkbox"/>	26-28" <input type="checkbox"/>	30-32" <input type="checkbox"/>	34"+ <input type="checkbox"/>		£6.80 / £8.30

*admin use*

date received      contact date      collect date      **Final Total**

**Opening Hours: Mon - Fri 8.30am - 5.30pm Sat - 9am-11.30am**

e: [info@cornwallscreenprint.co.uk](mailto:info@cornwallscreenprint.co.uk) • [www.cornwallscreenprint.co.uk](http://www.cornwallscreenprint.co.uk)

**01726 68689**

See website / Facebook for further sizing information. Payment must be made by card, in advance.  
Notice of collection will be made by email, SMS or phone. Exchanges can be made within 14 days.  
Please follow our Covid safe guidelines when visiting our premises for your and our staff's safety.  
*Check website and facebook posts for additional and likely ever changing information.*



working together, inspiring excellence