



St Stephen Churchtown Academy








Medium Term Overview

Term: Spring 1

Where can we go?

Class: Crooklets



	Week 1 5.1.26 24 days	Week 2 12.1.26	Week 3 19.1.26	Week 4 26.1.26	Week 5 2.2.26	Week 6 9.2.26
Oracy Begin to show body language associated with careful listening.	 Begin to show body language associated with careful listening. Clarify: Does that mean?	 Begin to show body language associated with careful listening. Clarify: Does that mean?	 Begin to show body language associated with careful listening. Clarify: Does that mean?	 Begin to show body language associated with careful listening. Clarify: What do you mean by...?	 Begin to show body language associated with careful listening. Clarify: What do you mean by...?	 Begin to show body language associated with careful listening. Clarify: What do you mean by...?
Reading		Handa's Surprise Prediction and author work	Handa's Surprise Vocab work	Handa's Surprise VIPERS	Handa's Surprise VIPERS	Handa's Surprise Summarise
Writing	 WAGOLL	Postcard writing- look at the WAGOLL	Independent write	The Runaway Train	Independent write	Independent write
Maths Place value to 20 Addition and subtraction within 20	Numbers up to 20	Part/whole 1 more 1 less Number line	Comparing Ordering estimating	Addition and subtraction within 20	Addition and subtraction within 20	
Science Everyday materials		Seasonal changes- winter Winter walk- compare to autumn walk.	Materials and objects To identify and name a variety of everyday materials, including	Properties To distinguish between an object and the material from which it is made	testing properties To describe the simple physical properties of a	Umbrella experiment Write up (Continue after half term if necessary).

Seasonal changes (winter)			wood, plastic, glass, metal, water, and rock To distinguish between an object and the material from which it is made		variety of everyday materials	
Computing Digital writing	Exploring the keyboard	Adding and removing text	Exploring the toolbar	Making changes to text	Explaining m choices	Pencil or keyboard
Geography / History Desert environments	Where are the deserts?	Are the deserts as hot as they say?	How do camels survive in such a warm environment?	What does a desert look like? (2 lessons)	How do camels survive in such a warm environment?	
Art / DT Artist – J.M.W Turner watercolours		1 LO: To discuss key information about J.M.W. Turner. - Compare and discuss the work of different artists, understanding how landscape painting has evolved over time.	2 LO: To explore watercolour washes. - Identify watercolours as a painting medium. - Use water and paint to create light, soft washes.	3 LO: To mix and blend colours with watercolours. - Mix colours to show changes in weather and light. - Experiment with brush techniques to create smooth and textured effects.	4 LO: To replicate the work of J.M.W. Turner. - Describe artwork using appropriate vocabulary. - Use watercolours to suggest light, weather, and movement.	5 LO: To create a landscape or seascape inspired by J.M.W. Turner. - Apply watercolour skills with increasing precision. - Express feelings through choice of colour, wash, and brushstroke.
RE Who is Muslim and how do they live? Part 1	What do people think about God? What do Muslims think about God?	What do some of the Muslim 99 Beautiful Names for God mean?	What does the Shahadah say about Muslim beliefs?	What do Muslims believe the Prophet Muhammad was like?	Why is the Prophet Muhammad so important to Muslims?	What do Muslims do because they love to treat the Quran with respect?
PE 1 Locomotion: Jumping	Recap jumping The focus of learning is to recap jumping, in different directions, at different speeds and different levels.	Developing jumping The focus of learning is for pupils to begin to develop their understanding of how to jump efficiently	Jumping circuits The focus of learning is to explore how jumping affects our bodies.	Explore skipping The focus of learning is to explore skipping.	Apply skipping and jumping into a game The focus of learning is to apply our understanding of jumping and skipping into a game.	Jumping level 1 competition The focus of learning is to bring together the suggested sequence of learning into a level 1 tournament.

PE 2 Gymnastics: Body Parts	Introduction to 'big' body parts The focus of the learning is to apply 'champion gymnastics' to explore movements and balances using the 'big' parts of our bodies on the floor and on apparatus.	Introduction to 'small' body parts The focus of the learning is to apply 'champion gymnastics' to explore movements and balances using the 'small' parts of our bodies on the floor and on apparatus.	Combining big and small with wide, narrow and curled The focus of the learning is to apply 'champion gymnastics' to explore movements and balances on the floor and on apparatus, using combinations of the following theme words; 'big' and 'small' with 'narrow,' 'wide' or 'curled.'	Transition between wide narrow and curled using big and small body parts The focus of the learning is to explore the different theme words, ('big' and 'small' with 'narrow,' 'wide' or 'curled,') changing the combinations on different apparatus.	Adding (linking) movements together The focus of the learning is to explore adding movement combinations together to create mini sequences.	Creative ways of adding (linking) movements together The focus of the learning is to adapt our mini sequences, exploring how we can make them more creative.
PSHE Growing and changing Babies Consent	Then and now	Taking care of a baby	Good or bad touches	Keeping privates private	Sharing pictures	Surprises and secrets
Music Exploring sounds	If you're happy and you know it Listen and respond Singing skills	Sing me a song Listen and respond Learn new song-	Sing me a song Recap song from last week Play along with glockenspiels	Big Bear Funk Learn new song and play with glockenspiels	Big Bear Funk Revisit next week. This week explore composing.	Children choose favourite song and perform.